

RK 11-1404 Seal Kit

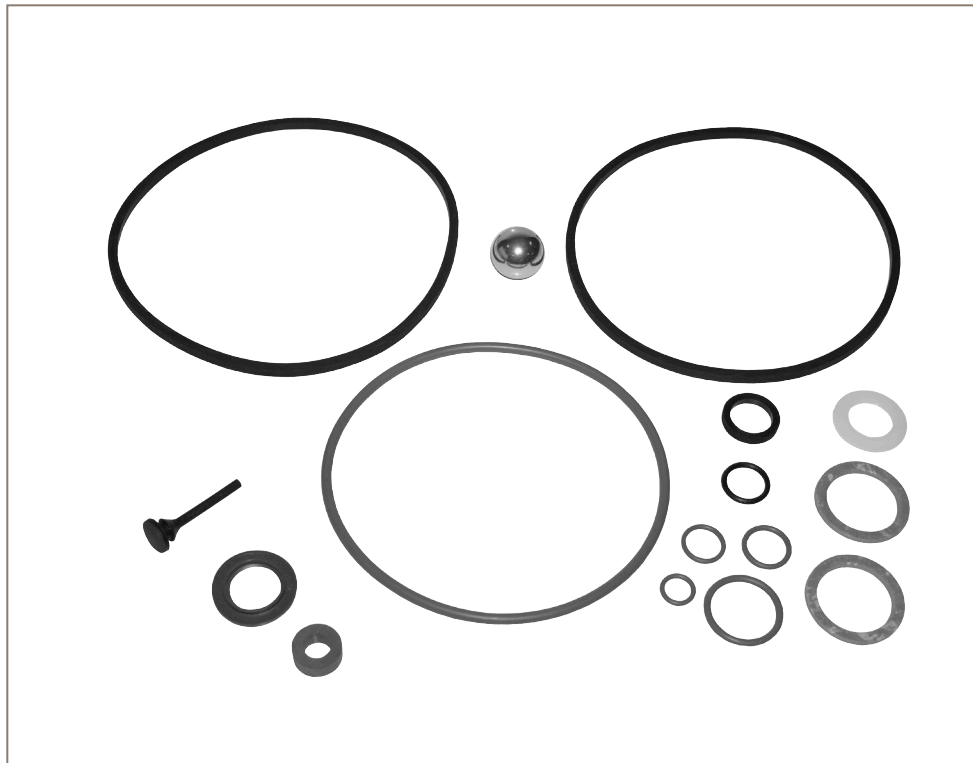
For 900 or 1000 FE, FF, FG, FH and MA Series Fuel Filter/Water Separators

Instruction Part Number 11-1405 Rev F



This kit contains all necessary seals and O-rings to perform a tear down and rebuild of a 900 or 1000 turbine series fuel filter/water separator.

Disassemble unit in the numerical order shown. Inspect all parts for damage and clean them in solvent or fresh diesel fuel only. Ensure all parts, O-ring glands, and sealing surfaces are free of dirt or debris and coat all seals with grease or motor oil prior to reassembly. Reassemble unit in reverse of steps shown.



Contact Information

Parker Hannifin Corporation
Racor Division
P.O. Box 3208
3400 Finch Road
Modesto, CA 95353

phone **800 344 3286**
209 521 7860
fax **209 529 3278**
racor@parker.com

parker.com/racor

The parts list (shown on next page) shows all servicable parts for 900 and 1000 assemblies and the items provided in this kit are identified in black.

If you require replacement parts not included in this kit, use kit numbers provided and order from a Racor distributor.

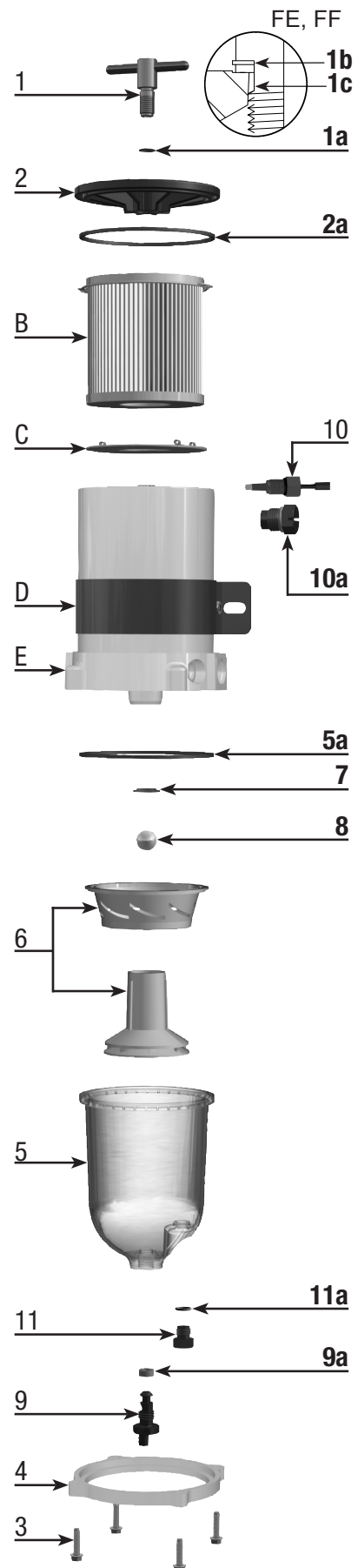


ENGINEERING YOUR SUCCESS.

Parts in this kit are listed in black. Kits listed in white can be purchased from a Racor distributor. Go to parker.com/racor for a distributor near you.

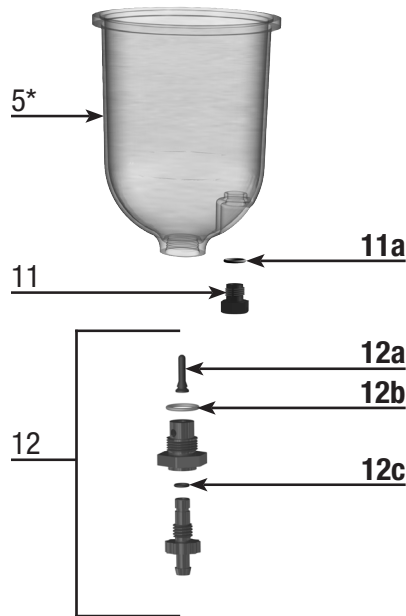
Part Number		Description
1	RK 11-1945	T-handle and O-ring Kit (9/16"-18 UNF Threads) Hand Tighten
1a	RK11004	T-handle O-ring
1b	11003	Nylon Washer (FE, FF)
1c	(not sold separately)	Rubber Seal (FE,FF)
2	RK 11-1927-01 (FH) RK 11-1933-04 (MA)	Lid Kit
2a	RK11007	Lid Seal
B	2040N-02 or 2040SM-OR (2 mic), 2040N-10 or 2040TM-OR (10 mic), 2040N-30 or 2040PM-OR (30 mic)	Replacement Filter (900 Series)
	2020N-02 or 2020SM-OR (2 mic), 2020N-10 or 2020TM-OR (10 mic), 2020N-30 or 2020PM-OR (30 mic)	Replacement Filter (1000 Series)
C	RK 11-1800-01 (FH) RK 11-1800-02 (FH)	Heater Kit (12 vdc, 300 watt) Heater Kit (24 vdc, 300 watt)
3	RK 11542	Bowl Fasteners (4) Tighten to 60 in. lbs (6.78 Nm)
4	RK 11037A (FG) RK 11037A-01 (MA)	Bowl Ring Kit
5	RK 11-1938 (FH, FG >2002) RK 11-1606-1 (MA, FG <2002)	Clear Bowl Kit (includes 5, 5a, 9, 9a, 11, & 11a) Clear Bowl Kit (includes 5*, 5a, 11, & 11a)
5a	RK11007 11036 (FE)	Bowl Seal O-ring
6	RK 11-1939	Turbine Centrifuge and Conical Baffle Kit Hand Tighten
7	11028	Check Ball Seal
8	RK 15010B	Check Ball Kit (includes 7)
9	RK 30476 (FH, FG >2002)	Self-venting Drain Kit Tighten to 30 in. lbs (3.39 Nm)
9a	(not sold separately)	Drain Gasket
10	RK 21067	Heater Feedthru Kit Tighten to 15 in. lbs (1.69 Nm)
	RK 11-1679	Feed-thru Plug Kit Tighten to 15 in. lbs (1.69 Nm)
10a	43506	Feedthru or plug O-ring
11	RK 21069	Water Probe Kit Tighten to 15 in. lbs (1.69 Nm)
	RK 20126	Bowl Plug Kit Tighten to 15 in. lbs (1.69 Nm)
11a	(not sold separately)	Water Probe or Plug O-ring
12	RK 11780 (FG <1993)	Drain Assembly Kit
12a	(not sold separately)	Drain Seal (Finger)
12b	(not sold separately)	Drain Body O-ring
12c	(not sold separately)	Drain O-ring
13	RK 30488 (FG 1994-2002)	Drain Assembly
9a	(not sold separately)	Drain Gasket
12b	(not sold separately)	Drain Body O-ring
14	RK 15104	Heat Deflector/Drain Fitting Kit
12b	(not sold separately)	Drain Body O-ring
14a	(not sold separately)	Drain Gasket
D	RK11-2005 (900FH) RK11-2006 (900MA) RK11-2007 (1000FH) RK11-2008 (1000MA)	Clamp Bracket Kit
	RK 11838	Carraige Bolt Kit
E	RK11-2009 (900FH) RK11-2010 (1000FH)	Body/Housing

900FH (2002 - Current)

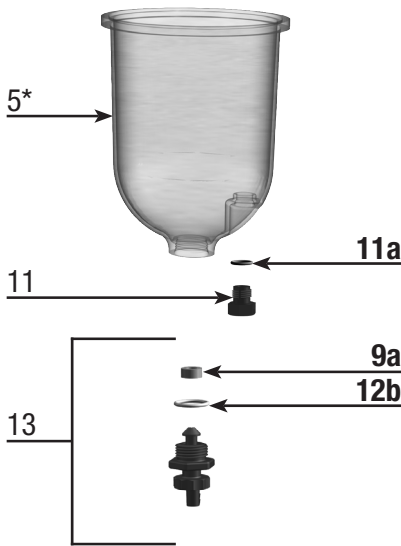


Drain Configurations

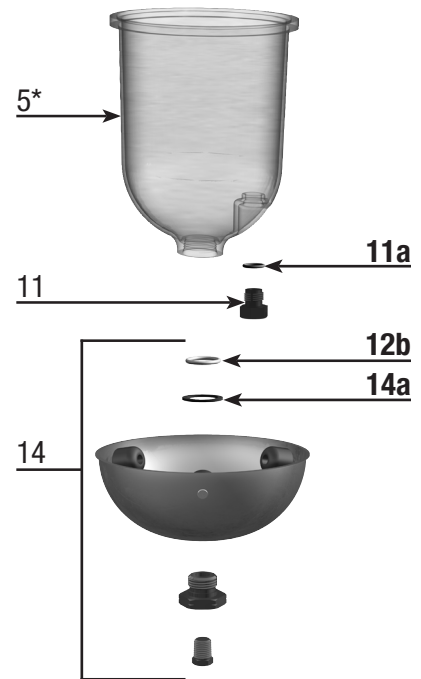
RK 11780 Drain Kit
Fits FE, FF, & FG
(1993 & Older)



RK 30488 Drain Kit
Fits FE, FF, & FG
(1994-2002)



RK 15104 Heat Deflector/Drain Fitting Kit
Fits All 900/1000MA Assemblies



Replacement Instructions

Tear down is performed in numerical order shown. Rebuild unit in reverse order, replace old parts with new as applicable.

Completely drain the assembly.

1. Remove T-handle and o-ring.
2. Remove lid and lid gasket. On rebuild, lubricate gasket with diesel fuel or motor oil prior to installation.
3. Remove all four capscrews.
4. Remove bowl ring. Metal bowls do not have bowl ring.
5. Remove bowl and bowl gasket. On rebuild, lubricate gasket with diesel fuel or motor oil prior to installation.
6. Remove centrifuge by turning counter-clockwise. Conical baffle will come off with centrifuge.
7. Remove existing checkball seal. On rebuild, bevel on checkball seal points up into housing and flat side faces checkball.
8. Remove existing checkball.
9. With razor blade cut away existing gasket from drain. On rebuild, lubricate gasket with diesel fuel or motor oil prior to installation. Note: For FG assemblies using drain kits RK 11780 or RK 30488, see steps 12 or 13. Marine assemblies see step 14.
10. Remove heater feedthru or feedthru plug and o-ring. On rebuild, lubricate o-ring with diesel fuel or motor oil prior to installation.
11. Remove water probe or bowl plug and o-ring. On rebuild, lubricate o-ring with diesel fuel or motor oil prior to installation.
12. Remove drain from bowl. Unscrew drain stem from drain body. Remove existing o-rings and drain seal (finger). On rebuild, lubricate drain seal (finger) and o-rings with diesel fuel or motor oil prior to installation. To install drain seal, pull finger up thru drain body using pliers; clip off tip.
13. With razor blade cut away existing gasket from drain. Remove o-ring. On rebuild, lubricate gasket and o-ring with diesel fuel or motor oil prior to installation.
14. Remove drain fitting and heat deflector from bowl. Remove existing o-ring and drain gasket. On rebuild, lubricate o-ring with diesel fuel or motor oil prior to installation.

Limited Warranties Statement

All products manufactured or distributed by Racor are subject to the following, and only the following, LIMITED EXPRESS WARRANTIES, and no others: For a period of one (1) year from and after the date of purchase of a new Racor product, Racor warrants and guarantees only to the original purchaser-user that such a product shall be free from defects of materials and workmanship in the manufacturing process. The warranty period for pumps and motors is specifically limited to ninety (90) days from date of purchase. A product claimed to be defective must be returned to the place of purchase. Racor, at its sole option, shall replace the defective product with a comparable new product or repair the defective product. This express warranty shall be inapplicable to any product not properly installed and properly used by the purchaser-user or to any product damaged or impaired by external forces.

THIS IS THE EXTENT OF WARRANTIES AVAILABLE ON THIS PRODUCT. RACOR SHALL HAVE NO LIABILITY WHATSOEVER FOR

CONSEQUENTIAL DAMAGES FLOWING FROM THE USE OF ANY DEFECTIVE PRODUCT OR BY REASON OF THE FAILURE OF ANY PRODUCT. RACOR SPECIFICALLY DISAVOWS ALL OTHER WARRANTIES, EXPRESS OR IMPLIED INCLUDING, WITHOUT LIMITATION, ALL WARRANTIES OF FITNESS FOR A PARTICULAR PURPOSE (EXCEPT FOR THOSE WHICH APPLY TO PRODUCT OR PART THEREOF THAT IS USED OR BOUGHT FOR USE PRIMARILY FOR PERSONAL, FAMILY, OR HOUSEHOLD PURPOSES), WARRANTIES OF MERCHANTABILITY, TRADE USAGE OR WARRANTIES OR TRADE USAGE.

Warning

Failure or improper selection or improper use of the products and/or systems described herein or related items can cause death, personal injury and property damage. This document and other information from Parker Hannifin Corporation, its subsidiaries and authorized distributors provide product

and/or system options for further investigation by users having technical expertise. It is important that you analyze all aspects of your application and review the information concerning the product or system in the current product catalog. Due to the variety of operating conditions and applications for these products or systems, the user, through its own analysis and testing, is solely responsible for making the final selection of the products and systems and assuring that all performance, safety and warning requirements of the applications are met. The products described herein, including with limitation, product features, specifications, designs, availability and pricing, are subject to change by Parker Hannifin Corporation and its subsidiaries at any time without notice.

The following statement is required pursuant to proposition 65, applicable in the State of California: 'This product may contain a chemical known to the State of California to cause cancer or reproductive toxicity.'